

Excerpted from:

Science and Practice:

“Integrative Medicine Explained”

[for IABC Event 2008 honoring the work of
Björn Nördenstrom, M.D.]



Ralph Wilson, N.D.

www.NaturalWorldHealing.com

DrWilson89@hotmail.com

Björn Nordenström, M.D.: International Ass'n for Biologically Closed Electric Circuits (BCEC) in Medicine and Biology



Home

Medical Mission

Biophysics of BCEC

Clinical Studies - EChT

In Vivo-In Vitro Studies

Cells, Tissues & EChT

Biophysics of pT-MT

Clinical Studies - pT-MT

IABC Organization

Public IABC Seminar

IABC Congress



IABC

INTERNATIONAL ASSOCIATION FOR BIOLOGICALLY CLOSED ELECTRIC CIRCUITS (BCEC) IN MEDICINE AND BIOLOGY

The **IABC** was officially formed in September of 1993. Dr. Björn E.W. Nordenström, the founder of this association, was the first **IABC** President. The membership consists of medical doctors, biologists, biophysicists, engineers, educators and business professionals. **IABC** members are involved in the development of electrotherapeutic, thermotherapeutic and magnetotherapeutic techniques, in combination with conventional therapies, for the treatment of a wide variety of health problems including cancer, diseases of the visual system, connective tissue disease and neurological disorders. Approximately 300 members are actively engaged in related research and clinical studies in a wide variety of locations including Australia, Brazil, China, Cuba, Denmark, Germany, Great Britain, Greece, Hungary, Indonesia, Japan, Korea, Sweden and the U.S.

During the 1950's, a brilliant, inquisitive and highly innovative Swedish radiologist and surgeon, Dr. Björn E.W. Nordenström (second photo) became interested in streaks, spikes and coronas that he saw in X-ray images of lung tumors (third photo, from: **Exploring BCEC-Systems**, Nordic Medical Publications, Stockholm (1998)). When Dr. Nordenström discussed his observations with other physicians, many of his colleagues saw nothing. Others attributed the phenomena to artifacts in the image.

Dr. Nordenström was quite familiar with negative reactions from his colleagues. As his accomplishments grew, he became Head of Diagnostic Radiology at Karolinska Institute, Stockholm, Sweden. He also authored or co-authored more than 150 publications in radiology, electrobiology and pharmacology. He was a member of the Nobel Assembly from 1967 through 1986, and served as President of the Assembly in 1985. Even with these credentials, many of his ideas, such as needle biopsy and balloon catheterization were initially met with significant amounts of opposition by his peers.



www.IABC.readywebsites.com

And Second: A groundbreaking observation
of how the body works. (presented in a DVD)



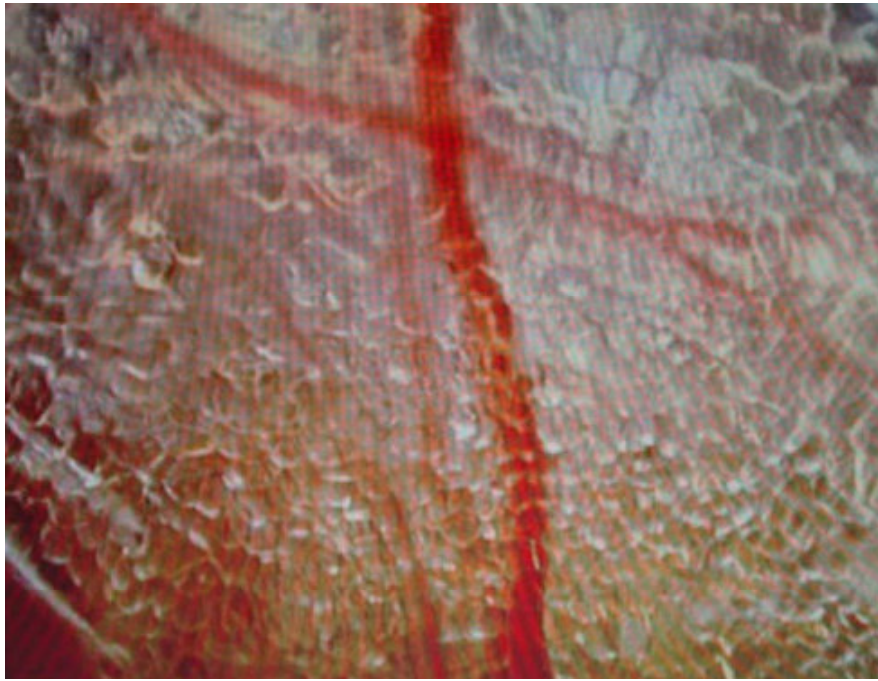
Re: The Physical/Energy Interface of Life



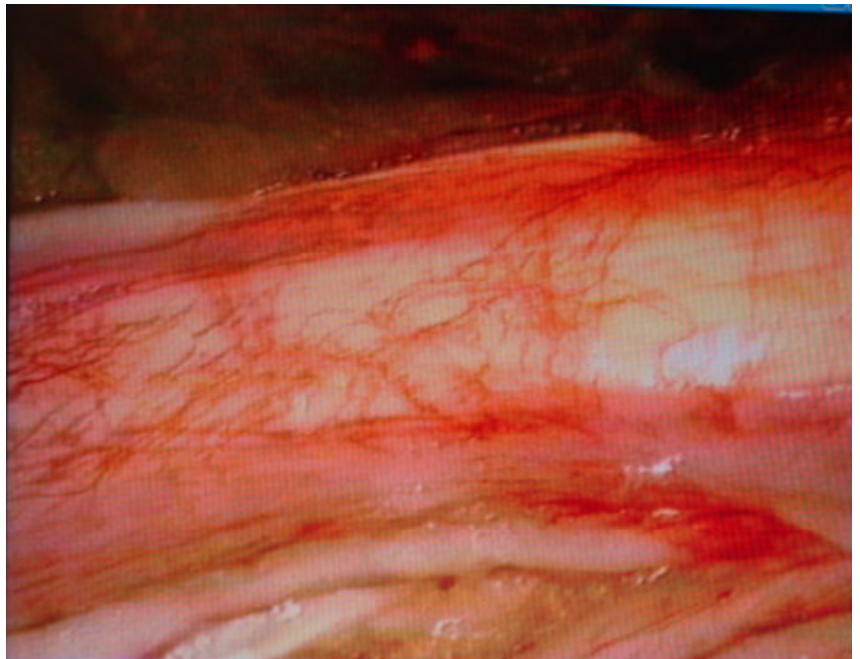
"Strolling Under the Skin" -- Presents a deep view of how Life energies flow within the human body. This is the work of French hand surgeon Jean-Paul Guimberteau, M.D., who discovered that a new way is needed to describe what happens as the body converts energy to movement. The music (e.g., Blue Danube) and words are inspiring. It shows functional relationships of important aspects of the body: the clear light-carrying fascia and the mineral-rich/mobile blood system.

Available from www.AnatomyTrains.com [in the USA].
[Dr. Guimberteau's web site](http://www.guimberteau-jc-md.com/en/Books/newideas/accueil.htm)*

*(<http://www.guimberteau-jc-md.com/en/Books/newideas/accueil.htm>)



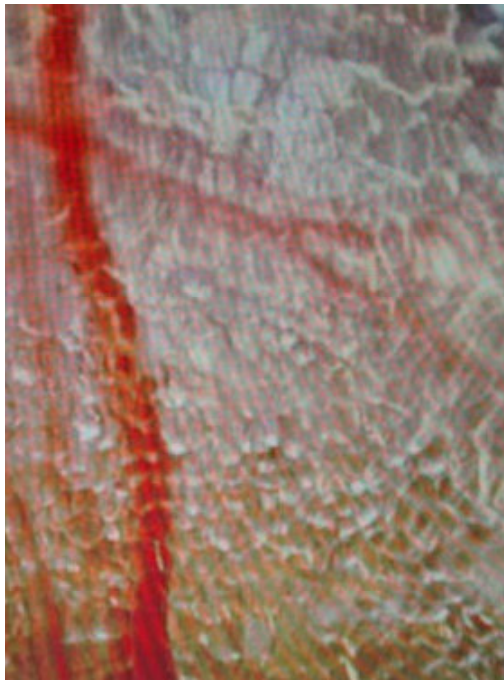
M.C.D.A.S
Multimicrovacuolar Collagenic
Dynamic Absorbing System.





Dr. Guimberteau includes the “tensegrity” model of Buckminster Fuller to describe what he observed clinically in his surgery patients.

Movement depends on a healthy matrix; the structure adapts to the requirements of the desired movement. Presented in a careful scientific fashion, showing how an expanded understanding of anatomy and physiology is needed to explain what he observed.



For my own practice that includes both physical and energy treatments, this model shows the duality described by Rudolf Steiner, M.D.: I am studying his descriptions of “carbonic” (physical/moving) and “silicic” (transparent/solidifying) aspects of the human organism. This DVD graphically illustrates that Guimberteau has discovered evidence of what Steiner postulated and is taught at www.Homeopathy.com.

Viewing this, as a former massage practitioner, was a deeply spiritual experience. I wish that all health care practitioners could view it. I also think that any human being would understand and appreciate their own body a lot better if they watch this DVD.